

GSM Antenna

Model GSM-900/1800-2.5 swivel type

Main Technical Specifications

Frequency 824-960/1710-1990MHz

VSWR ≤2

Gain 2.5dBi

Polarization Type Vertical

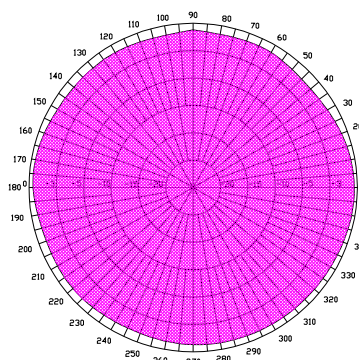
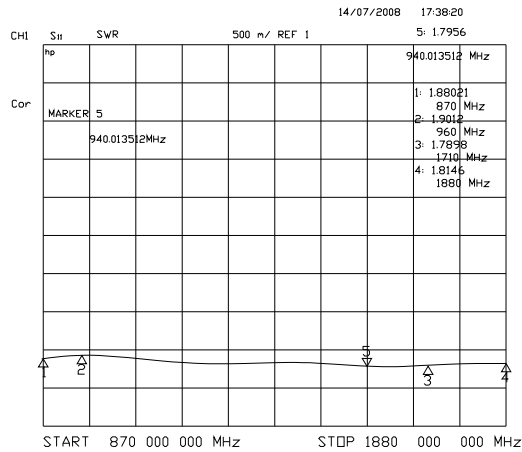
Rated power 50w

Input Impedance 50Ω

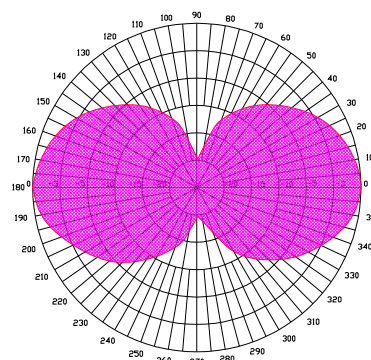
Connector Type SMA male

Dimensions Φ9X118 (mm)

Weight 11g



□ □ □ □ □



□ □ □ □ □